

Kia Oho Ake

QUICK PRINT

Working at height



15 MINUTES



GROUPS



SCISSORS

Learning objectives

- To classify working at height controls
- To describe safer ways to manage risks caused by working at height

Equipment

- Working at height cards (1 set per group)
- Hierarchy of controls chart (1 per group)
- Hierarchy of controls poster

Note: Complete the Hierarchy of controls activity prior to this. You could use the Hierarchy of controls poster as a recap for this activity.

Providing this learning experience

1. As a class, review the hierarchy of controls including:
 - the six levels of the hierarchy of controls
 - examples of each level of control
 - the most effective way to control a risk.
2. In small groups, ākonga explain what each level of the hierarchy of controls means, in their own words, and provide an example of each level.
 - For example: PPE is something I wear or use to stay healthy and safe.
3. In their groups, ākonga decide together where each *Working at height card* goes on the *Hierarchy of controls chart*.
4. To finish, share answers as a class and kōrero about:
 - What each control looks like in practice.
 - Which controls the class would use to keep people safe.
 - Which controls are more effective at keeping ākonga and their crew safe.

Supporting resources: For students to do on devices



Te Kāwanatanga o Aotearoa
New Zealand Government

Possible solutions

ELIMINATE



Pre-fabricating wall frames
before standing them up

SUBSTITUTE



Scaffolding



Temporary
work platforms



Mobile elevating
work platforms

ISOLATE



Safety mesh

ENGINEERING CONTROLS



Edge protection

ADMIN



Training to work
safely from height



Signs or cones
to show that someone
is working at height

PPE



Harness system



Wear shoes
with good grip

Kia Oho Ake


Working at height cards



Harness system



Edge protection




Safety mesh



**Temporary
work platforms**



**Mobile elevating
work platform**



Scaffolding

Kia Oho Ake


Working at height cards



Training to work safely from height



Pre-fabricating wall frames before standing them up



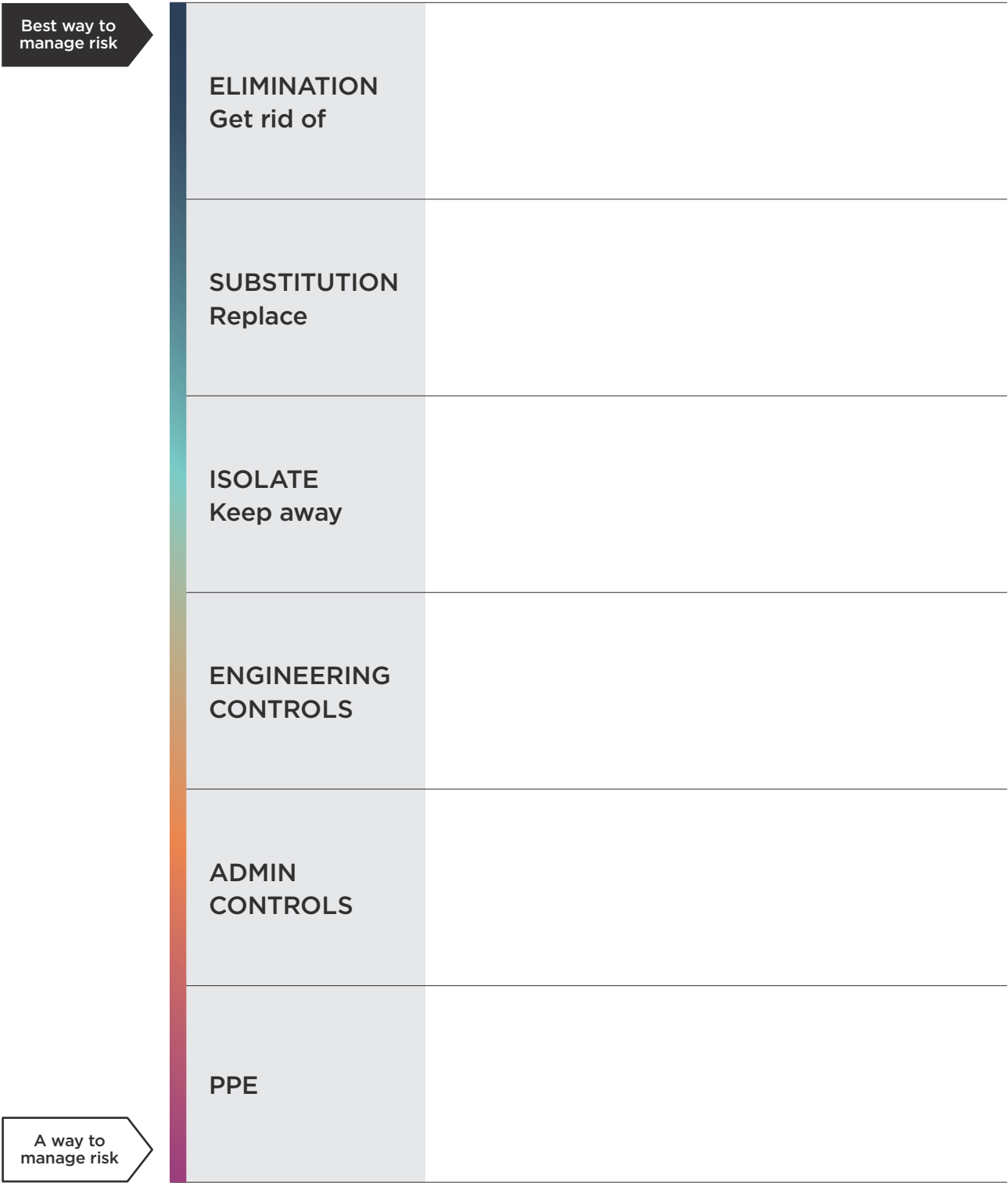
Wear shoes with good grip



Signs or cones to show that someone is working at height

Kia Oho Ake

Working at height (hierarchy)



Kia Oho Ake

Hierarchy of controls poster

